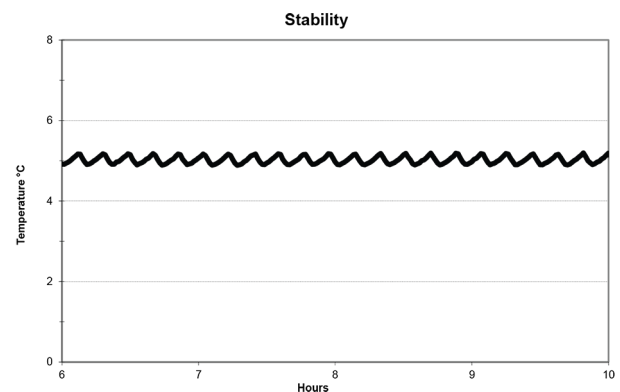
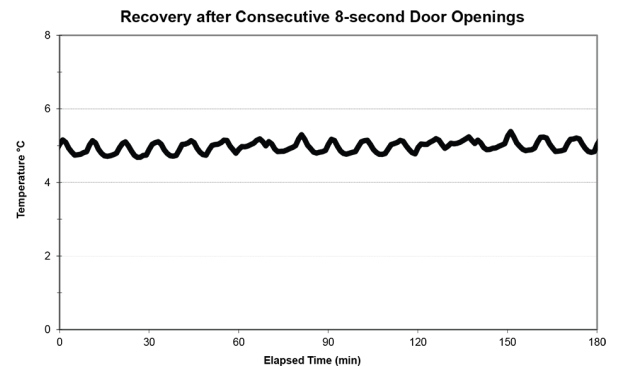
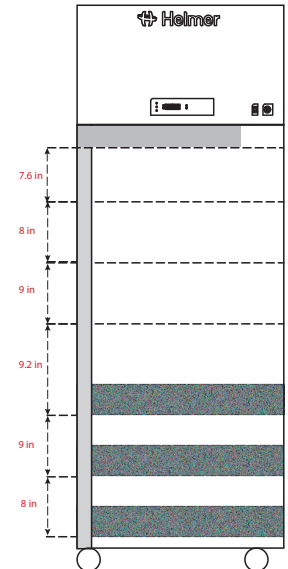


Application, Rating, & Electrical Data	
Application	High performance storage of medical and scientific products
Storage Volume	26.4 cu ft (747 L)
Temperature Range	+2°C to +10°C
Set Point	+5°C
Electrical Power	115V 60Hz 220-240V 50/60Hz
Maximum Current	4.6 A 3.1 A
Facility Supply Rating	Branch circuit with earth ground, meeting plug/cord ratings as well as local electrical safety codes and requirements 110-120V AC: 15 A (minimum) 220-240V AC: 10 A (minimum)
Power Plug/Power Cord Length	NEMA 5-15 hospital-grade 115V 60Hz, 8 to 10 ft (2.4-3.0m) Inquire about additional plug/cord options
Certification/Agency Listing	QPS (Certified to UL and CSA Standards) IEC/UL61010-2-01: 2016 IEC 61010-1:2010, AMD1:2016
Indoor/Outdoor Use	Indoor use only, non-residential
Application Environment	Non-corrosive, non-flammable, non-explosive
Ambient Operating Temperature	+15°C to +32°C +59°F to +90°F
Refrigeration	
Refrigeration System	VCC compressor-based, forced-air hydrocarbon
Compressor	Hermetic, variable speed (VCC). Rated speed range: 2000-3500 rpm
Condenser Type	Air-cooled fin and tube, sealed
Expansion Device	Cap tube
Evaporator Type	Direct expansion forced-air fin and tube
Defrost Method	Automatic
Refrigerant	R290, Propane, EU F-Gas and EPA SNAP compliant
Controller / Configuration Settings	
User Interface	LED digital display, °C or °F
Power Switch	On/Off
Controller Type	Microprocessor with alarm/monitor
Security	Lockable door, key lock
Control Sensor	RTD, stainless steel
Communication Port	Remote alarm contacts
Power Failure Alarm	Yes
High/Low Alarms	Yes, fully adjustable
Door Ajar Alarm	Yes
Min/Max Temperature	Yes, display and reset
Temperature Monitoring Ballast	Yes, two 4 oz bottles with screw caps, solid ballasts optional
Battery Back-up	Yes, 9V, non-rechargeable, lithium
Performance Characteristics	
Uniformity °C	+/-1.0
Recovery to 8°C after 3 min door opening min	8
Stability °C	1.7
Energy Consumption kWh/day	4.89
Noise emission dB	56
Heat Rejection / Emission BTU/hr	1441
Pull-down time to 5°C min	28


All performance data from 26 cu ft refrigerator, 25°C ambient, 5.0°C



Dimensions and Construction	
Interior (w x h x d)	24.7 x 58.1 x 31.8 in 628 x 1476 x 809 mm
Exterior (w x h x d)	29 x 79.3 x 35.8 in 737 x 2013 x 1014 mm *width applies to cabinet only
Overall Exterior (w x h x d)	29.1 x 79.3 x 40.1 in 740 x 2013 x 1018 mm *includes door handles
Insulation	Sustainable, US EPA, and SNAP approved foam
Exterior/Interior Finish	Bacteria-resistant powder-coating
Trim/Skirt Kit Details (sold separately)	Trim kit - side rails 3 x 81.8 in 77 x 2078 mm; top rail 3 x 35 in 77 x 889 mm; Bacteria-resistant powder-coating; 1 kit per side needed Skirt kit - 2.7 x 29 in 67 x 736 mm; Clean room side only; Bacteria-resistant powder-coating
Door	2, dual-pane glass, right-hinge
Access Port	Top Access Port - for external monitoring probe(s) (0.75 in 19 mm diameter) Left Sidewall Port - with interior and exterior plugs (1.75 in 45 mm diameter)
Interior Storage (w x h x d)	3 ventilated, powder coated shelves, adjustable, 22.4 x 27.5 in 569 x 700 mm, 100 lb 46 kg max capacity/shelf 3 liquid-tight, stainless steel, 2-way drawers, adjustable 21.5 x 4.1 x 26.9 in 547 x 104 x 683 mm, 100 lb 46 kg max capacity/drawer
Casters	Yes, swivel-locking
Net Weight	523 lb 237 kg
Shipping Weight	602 lb 273 kg
Clearance Requirements	Minimum of 8" (203mm) above the ante-room (control) side of the refrigerator. Clearance above the solid cover on the clean room side may be 0".
Options Accessories	Chart Recorder, Chart Paper, Skirt Kit, Wall Trim Kit, Ventilated Shelves, Liquid-tight Drawers, Storage Tray Package, Drawer Dividers, Solid Ballast, Left-hinge Door, Solid Door, Remote Alarms, Floor Bracket Kit, Stainless Steel Interior, Side Wall Access Ports, Temperature Validation, Certificate of Calibration, Validation guide (IQ/OQ), Extended Warranty
Warranty	Reli™ Warranty- 5 years compressor, 2 years parts, 1 year labor Outside US and Canada- Contact your distributor for warranty information

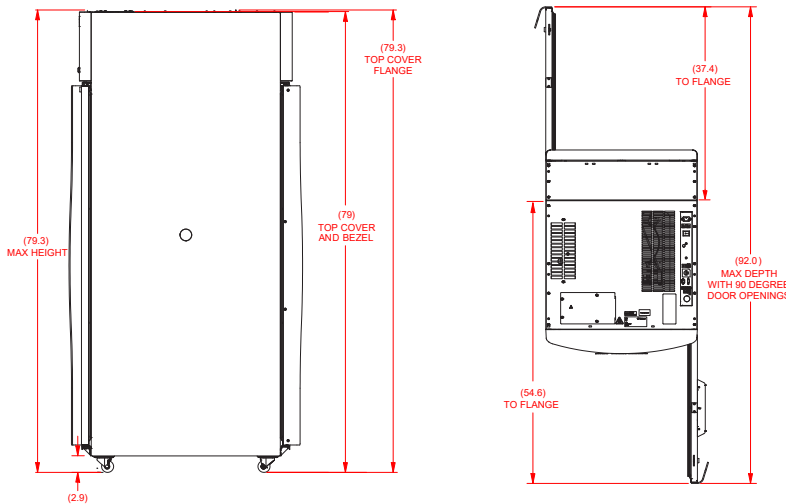
Pass-Thru Placement for Building-in

When placing a pass-thru refrigerator between two rooms, size the opening to fit the width of the cabinet. From front to back, the flange between the top covers indicates the separation between the clean room and ante-room (control) sides. The refrigerator should be positioned so the wall header is over the solid cover, but not over the flange or blue bezel. A minimum overhead clearance of 8" (204mm) is required on the ante-room side of the cabinet. Zero clearance is required above the clean room side as well as at the left and right sides of the cabinet.



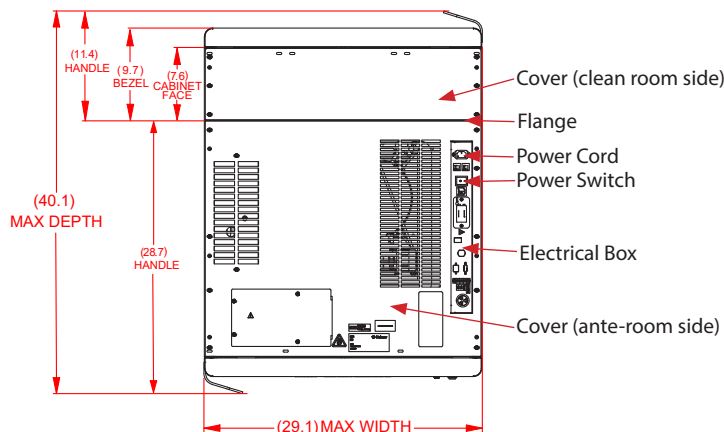
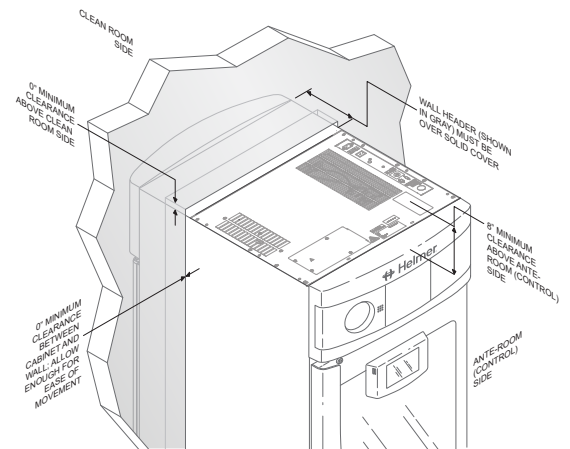
NOTICE

If adding Trim and/or Skirt kit(s) to the unit(s), kit dimensions must be considered prior to building-in.



Wall Header Placement and Required Clearances

Shown from ante-room (control) side. Appearance may vary.



Optional Trim Kit and Skirt Kit Placement

Shown from clean room side. Appearance may vary.

Trim Kit

Attaches to the wall around cabinet. Top piece extends across full width of unit; may be installed on the clean room or ante-room side.

- Clearance needed between adjacent units:
- 6.2" for full access to both units with trim around each unit
 - 5.0" for full access to both units with trim around one unit
 - 2.5" for full access to one unit with no trim installed.

Skirt Kit

Attaches to the underside of cabinet. Front piece extends across full width of unit; may only be installed on the clean room side.

