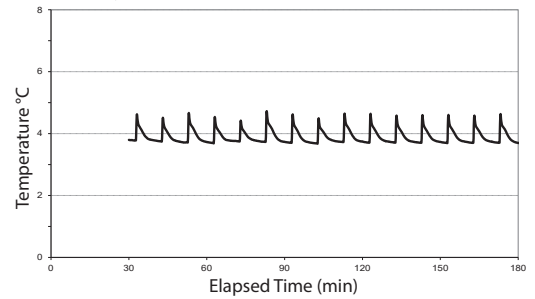


| Application, Rating, & Electrical Data | |
|--|---|
| Application | High performance storage of medical and scientific products |
| Storage Volume | 25.2 cu ft 714 L |
| Temperature Range | +2°C to +10°C |
| Set Point | +5°C |
| Electrical Power | 115V 60Hz 220-240V 50/60Hz |
| Maximum Current | 2.8A 1.55A |
| Facility Supply Rating | Branch circuit with earth ground, meeting plug/cord ratings as well as local electrical safety codes and requirements 110-120V AC: 15 A (minimum) 220-240V AC: 10 A (minimum) |
| Power Plug/Power Cord Length | NEMA 5-15 hospital-grade 115V 60Hz, 8 to 10 ft (2.4-3.0m) Inquire about additional plug/cord options |
| Certification/Agency Listing | QPS (Certified to UL and CSA Standards) IEC/UL61010-2-011: 2016 IEC 61010-1:2010, AMD1:2016 ETL certified to NSF/ANSI 456 Vaccine Storage Standard |
| Energy Star | Yes, ENERGY STAR® Certified High Performance Refrigerator |
| Indoor/Outdoor Use | Indoor use only, non-residential |
| Application Environment | Non-corrosive, non-flammable, non-explosive |
| Ambient Operating Temperature | +15°C to +32°C +59°F to +90°F |
| Refrigeration | |
| Refrigeration System | VCC compressor-based, forced-air hydrocarbon |
| Compressor | Hermetic, variable speed (VCC). Rated speed range: 1300-4000 rpm |
| Condenser Type | Air-cooled fin and tube, sealed |
| Expansion Device | Cap tube |
| Evaporator Type | Direct expansion forced-air fin and tube |
| Defrost Method | Automatic |
| Refrigerant | R600a, Isobutane, EPA SNAP compliant |
| Controller / Configuration Settings | |
| User Interface | LED digital display, °C or °F |
| Power Switch | On/Off |
| Controller Type | Microprocessor with alarm/monitor |
| Security | Lockable door, PIN access via optional access control |
| Control Sensor | RTD, stainless steel |
| Communication Port | Remote alarm contacts |
| Power Failure Alarm | Yes |
| High/Low Alarms | Yes, fully adjustable |
| Door Ajar Alarm | Yes, fully adjustable |
| Min/Max Temperature | Yes, display and reset |
| Temperature Monitoring Ballast | Yes, 4 oz bottle with screw cap, solid ballast optional |
| Battery Back-up | Yes, 9V, non-rechargeable, lithium |

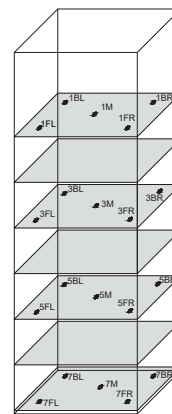
| Performance Characteristics | |
|--|--------|
| Uniformity °C | +/-1.0 |
| Recovery to 8°C after 3 min door opening min | 9 |
| Stability °C | 0.75 |
| Energy Consumption kWh/day | 3.01 |
| Noise emission dB | 49 |
| Heat Rejection / Emission BTU/hr | 915 |
| Pull-down time to 5°C min | 53 |

All performance data from 25 cu ft refrigerator, 24.8°C ambient, 5.0°C. Meets temperature performance requirements as included in NSF/ANSI 456 Vaccine Storage Standard.

Recovery after consecutive 8 second door openings



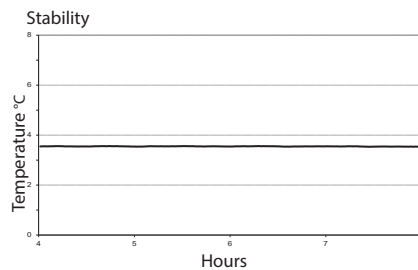
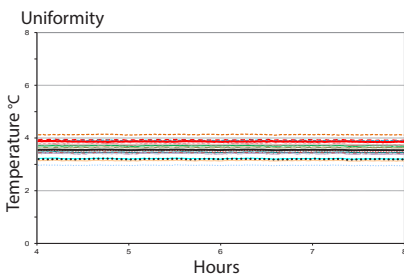
Typical Temperature Map



Location of Test Probes

25 cu ft. Temperature Map °C

| | AVG | MAX | MIN |
|-----|-----|-----|-----|
| 1BL | 4.8 | 5.2 | 4.4 |
| 1BR | 4.4 | 5.4 | 4.1 |
| 1FL | 5.1 | 5.6 | 4.8 |
| 1FR | 5.5 | 5.7 | 5.2 |
| 2M | 4.9 | 5.3 | 4.5 |
| 3M | 4.7 | 4.9 | 4.3 |
| 4BL | 4.3 | 4.7 | 3.9 |
| 4BR | 4.3 | 4.9 | 4.0 |
| 4FL | 5.0 | 5.1 | 4.7 |
| 4FR | 5.1 | 5.3 | 4.8 |
| 5M | 4.8 | 4.9 | 4.5 |
| 6M | 4.6 | 4.9 | 4.4 |
| 7BL | 4.4 | 5.1 | 4.1 |
| 7BR | 4.5 | 5.1 | 4.1 |
| 7FL | 4.7 | 5.1 | 4.2 |
| 7FR | 4.7 | 5.1 | 4.3 |



| Dimensions and Construction | |
|------------------------------|--|
| Interior (w x h x d) | 24.7 x 58.1 x 30 in 628 x 1476 x 762 mm |
| Exterior (w x h x d) | 29 x 78.9 x 34.1 in 737 x 2003 x 865 mm |
| Overall Exterior (w x h x d) | 29.1 x 78.9 x 39.1 in 738 x 2003 x 993 mm *add 0.5" to width if choosing optional access control *subtract 0.2" from depth for units prior to serial number 2150000 |
| Insulation | Sustainable, US EPA and SNAP approved foam |
| Exterior/Interior Finish | Bacteria-resistant powder-coating |
| Door | 1, dual-pane glass, right-hinge |
| Access Port | Top Access Port - for external monitoring probe(s) (0.75 in 19 mm diameter) Left Sidewall Port - with interior and exterior plugs (1.75 in 45 mm diameter) |
| Interior Storage (w x h x d) | 1 ventilated, powder coated shelf, adjustable 22.5 x 27.9 in 572 x 709 mm, 100 lb 46 kg max capacity/shelf 6 ventilated, powder coated pull-out drawers, adjustable 21.5 x 3.9 x 28 in 546 x 100 x 713 mm, 100 lb 46 kg max capacity/drawer |
| Casters | Yes, swivel-locking |
| Integrated Access Control | Optional - electromagnetic-lock with PIN entry via keypad |
| Net Weight | 514 lb 234 kg |
| Shipping Weight | 607 lb 277 kg |
| Clearance Requirements | Minimum of 8" (203mm) above and 3" (76mm) behind unit for proper ventilation, clearance, and feature access |
| Options Accessories | Integrated access control, Stainless steel interior, Chart recorder Chart paper, Leveling feet, Solid ballast, Remote alarms, Remote lock adapter kit, Floor and Wall bracket kit, Seismic anchoring Kit, Storage trays, Locking drawer, Left-hinge door, Solid or heated glass door, Top cover, Side-wall access ports, Temperature validation, Validation guide (IQ/OQ), Extended warranty |
| Certificate of Calibration | Yes, generated with ISO 17025 certified, NIST traceable thermometer |
| Warranty | Reli™ Warranty- 5 years compressor, 2 years parts, 1 year labor Outside US and Canada- Contact your distributor for warranty information |

